



STUDENT SATISFACTION SURVEY (2021-2022)



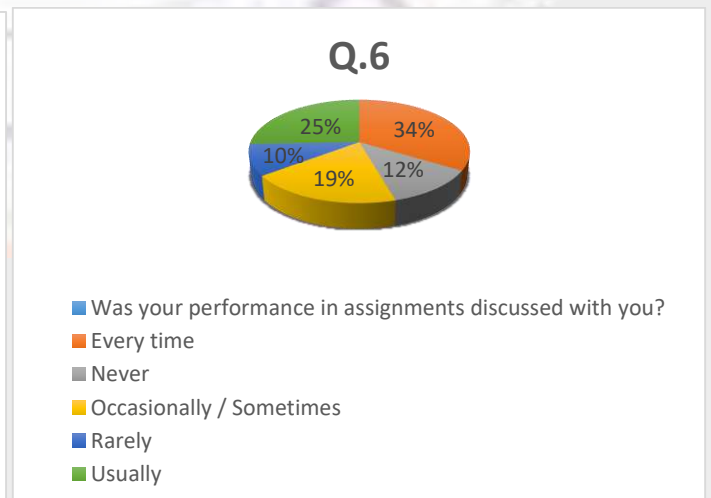
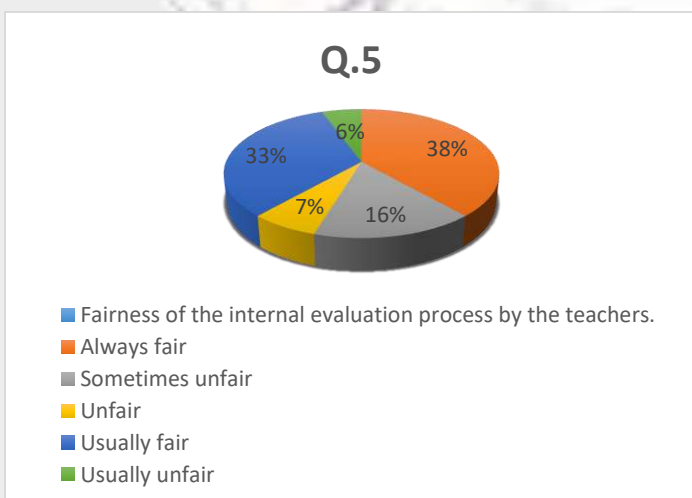
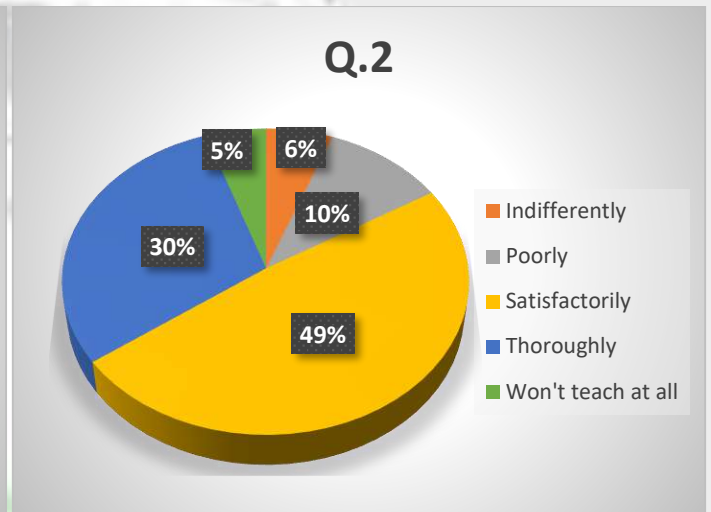
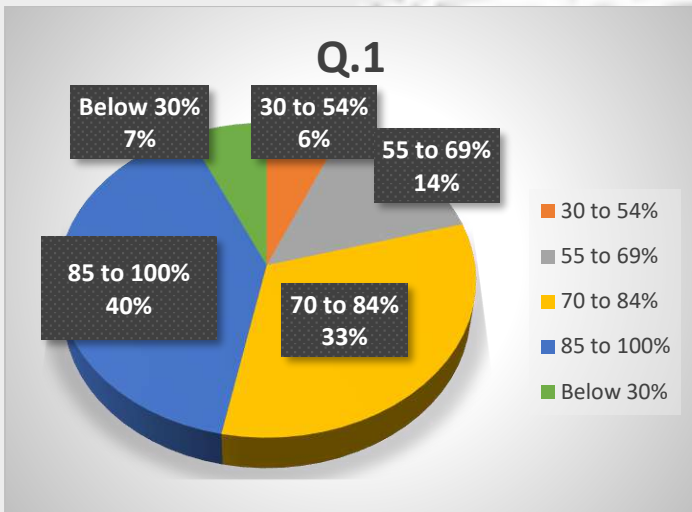
KEY INDICATOR - 2.7.1

UNDER CRITERION II OF TEACHING - LEARNING AND EVALUATION

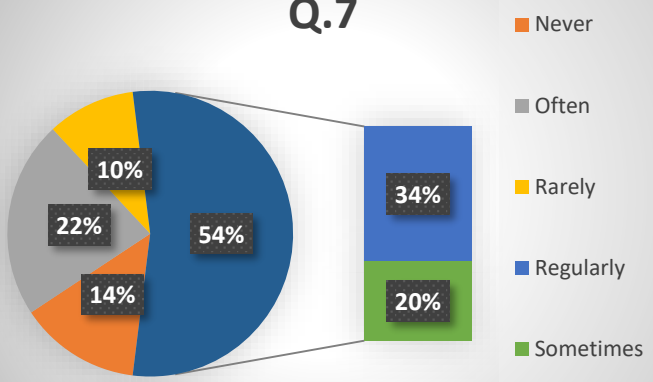
A Student Satisfaction Survey was conducted online by Internal Quality Assurance Cell (IQAC) through college website. The students of different streams of the Academic Session 2021-22 are participated in the survey. The responses are analysed and the results are as follows:

S. N.	Question	Percentage of Responses under each score				
		30 to 54%	55 to 69%	70 to 84%	85 to 100%	Below 30%
1.	How much of the syllabus was covered in the class?	6.40	14.25	32.51	40.10	6.74
2.	How well did the teachers prepare for the classes?	Indifferently	Poorly	Satisfactorily	Thoroughly	Won't teach at all
		5.72	10.58	48.72	29.78	5.20
3.	How well were the teachers able to communicate?	Always effective	Generally ineffective	Just satisfactorily	Sometimes effective	Very poor communication
		40.70	6.83	18.86	27.05	6.57
4.	The teacher's approach to teaching can best be described as	Excellent	Fair	Good	Poor	Very good
		30.12	9.81	23.04	7.08	29.95
5.	Fairness of the internal evaluation process by the teachers.	Always fair	Sometimes unfair	Unfair	Usually fair	Usually unfair
		38.48	16.21	6.83	32.94	5.55
6.	Was your performance in assignments discussed with you?	Every time	Never	Occasionally / Sometimes	Rarely	Usually
		33.70	11.86	19.11	9.73	25.60
7.	The institute takes active interest in promoting internship, student exchange, field visit opportunities for students.	Never	Often	Rarely	Regularly	Sometimes
		13.74	22.35	9.98	33.87	20.05
8.	The teaching and mentoring process in your institution facilitates you in cognitive, social and emotional growth.	Never	Often	Rarely	Regularly	Sometimes
		13.74	22.35	9.98	33.87	20.05
9.	The institution provides multiple opportunities to learn and grow.	Agree	Disagree	Neutral	Strongly agree	Strongly disagree
		29.78	11.26	22.44	29.35	7.17
10.	Teachers inform you about your expected competencies, course outcomes and programme outcomes	Every time	Never	Occasionally / Sometimes	Rarely	Usually
		33.79	8.45	21.84	8.70	27.22
11.	Your mentor does a necessary follow-up with an assigned task to you	Every time	I don't have a mentor	Occasionally / Sometimes	Rarely	Usually
		31.57	11.95	21.50	8.62	26.37
12.	The teachers illustrate the concepts through examples and applications.	Every time	Never	Occasionally / Sometimes	Rarely	Usually
		39.85	7.00	18.34	7.76	27.05
13.	The teachers identify your strengths and encourage you with providing right level of challenges.	Fully	Partially	Reasonably	Slightly	Unable to
		34.13	18.26	27.13	9.90	10.58
14.	Teachers are able to identify your weaknesses and help you to overcome them.	Every time	Never	Occasionally / Sometimes	Rarely	Usually
		31.57	11.95	21.50	8.62	26.37
15.	The institution makes effort to engage students in the monitoring, review and continuous quality improvement of the teaching learning process.	Agree	Disagree	Neutral	Strongly agree	Strongly disagree
		31.74	8.11	21.84	30.72	7.59
16.	The institute/ teachers use student centric methods, such as experiential learning, participative learning and problem solving methodologies for enhancing learning experiences.	Moderate	Not at all	Some what	To a great extent	Very little
		32.17	8.79	18.52	32.08	8.45

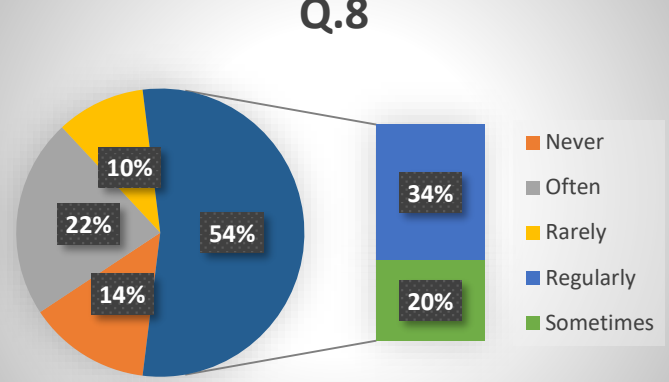
17.	Teachers encourage you to participate in extracurricular activities.	Agree	Disagree	Neutral	Strongly agree	Strongly disagree
		30.20	8.28	22.44	31.74	7.34
18.	Efforts are made by the institute/ teachers to inculcate soft skills, life skills and employability skills to make you ready for the world of work.	Moderate	Not at all	Some what	To a great extent	Very little
		29.18	9.13	17.32	32.59	11.77
19.	What percentage of teachers use ICT tools such as LCD projector, Multimedia, etc. while teaching	30 - 49%	50 - 69%	70 - 89%	Above 90%	Below 29%
		11.52	23.38	25.68	25.51	13.91
20.	The overall quality of teaching-learning process in your institute is very good.	Agree	Disagree	Neutral	Strongly agree	Strongly disagree
		32.68	8.53	20.73	31.57	6.48



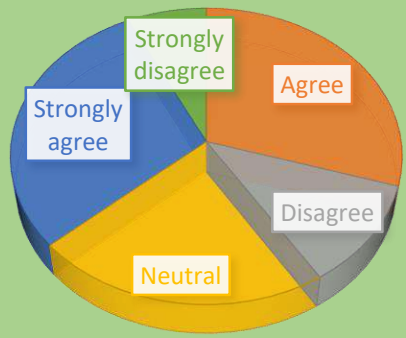
Q.7



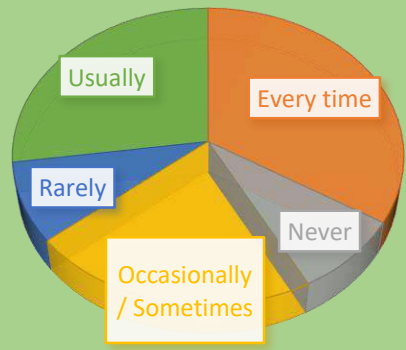
Q.8



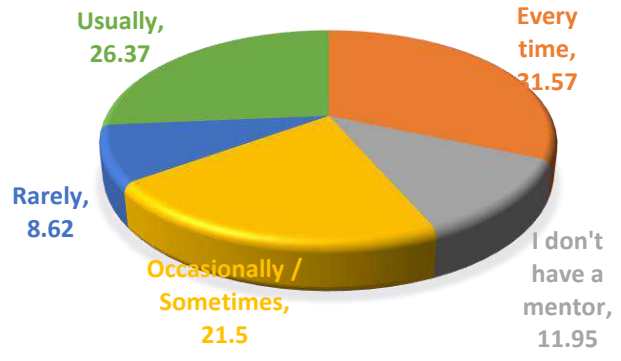
Q.9



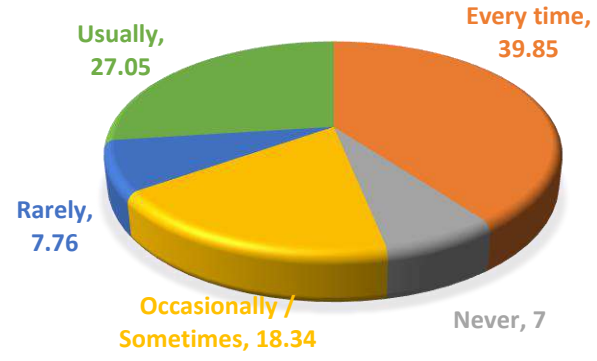
Q.10



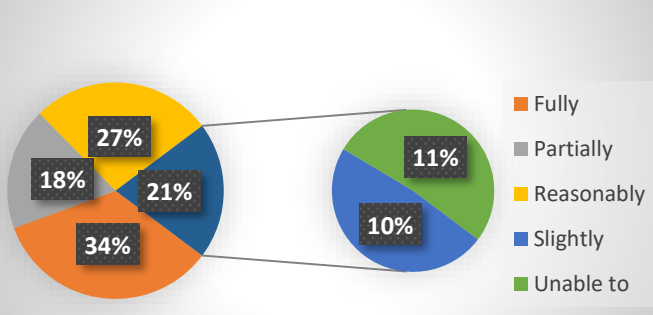
Q.11



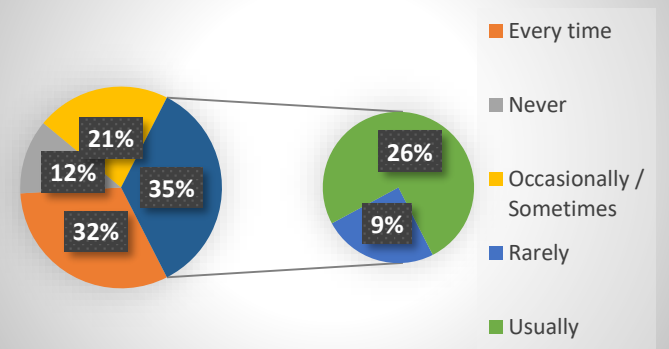
Q.12



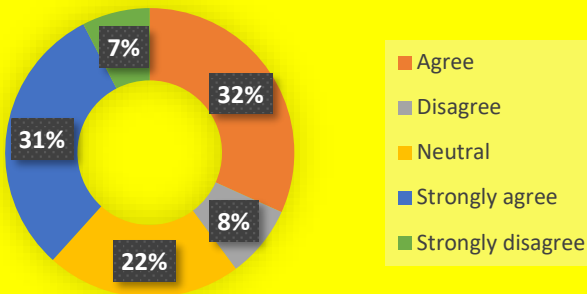
Q.13



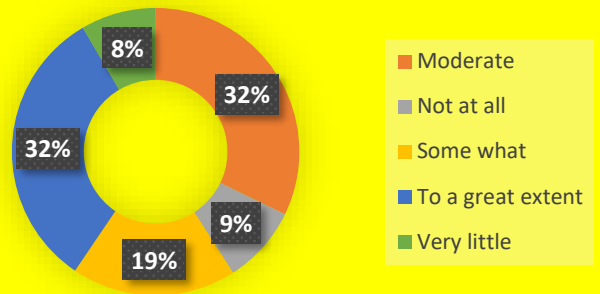
Q.14



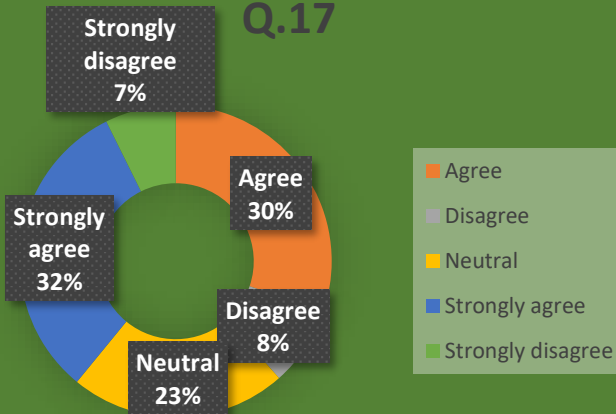
Q.15



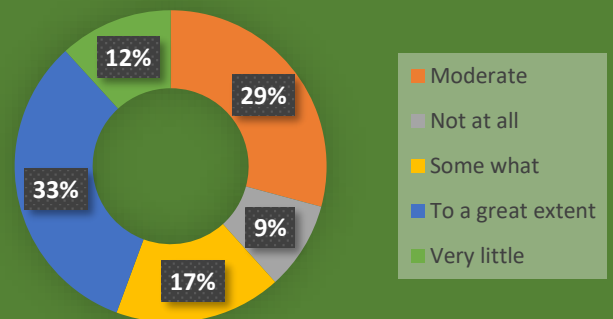
Q.16



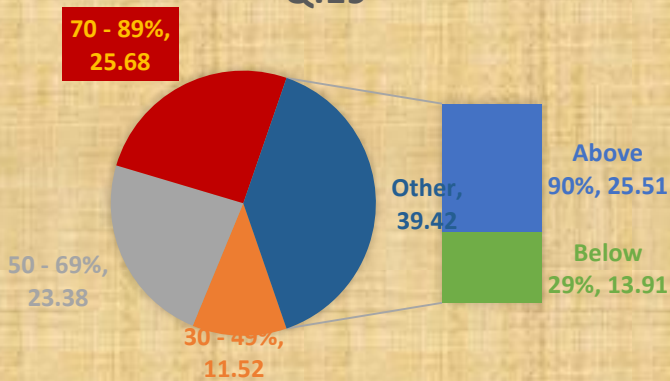
Q.17



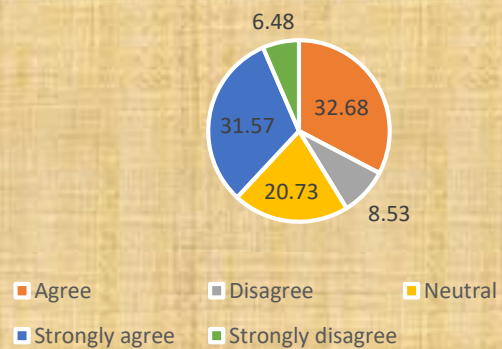
Q.18



Q.19



Q.20





21.Observation/Suggestions to improve the overall teaching - learning experience in your institution.

- A large number of students felt that overall quality of teaching-learning process in the institution is very good.
- A good number of student(s) pointed out that more than 90 percent syllabus was covered in the classes.


- Majority of learners agreed that the institution provides value added courses imparting life skills to them.
- Some common observations were as follows:
 - ❖ Teachers use student centric methods of teaching which become helpful for students.
 - ❖ There should be improvement in basic infrastructure which facilitates Health & Hygiene. There should be better provision for drinking water, girls' common rooms etc.
 - ❖ The Internship & Training programme offered by the college was very helpful in overall development of student.
 - ❖ Various opportunities were given to participate and perform in extra-curricular activities.
 - ❖ The central library should be equipped latest editions of books.
 - ❖ Teachers should identify slow learner and advance learner in their class.
 - ❖ Overhead Projectors, Digital Boards, Microphone & Speakers should be made available in all the classrooms.
 - ❖ More time should be given to students to prepare for exams.

Prepared by


(Samar Deep Singh)
IQAC, ECC


(Dr. Vivek Bhadauria)
Coordinator, IQAC

COORDINATOR
Internal Quality Assurance Cell (IQAC)
Ewing Christian College
Prayagraj-211003


(Dr. A.S. Moses)
Principal & Chairman, IQAC

Officiating Principal
Ewing Christian College
Allahabad